

Vegetable Mandala ~ "homelife 5" ~

We are going to have fun with vegetables - and fruit and flowers and tea! We will be making home made inks from vegetable matter found about the kitchen and from the markets. We will be creating mandala patterns, based on a circle shape and influenced by flowers and geometry

Gather together ingredients from your kitchen - you may need to go shopping for ingredients with strong colours, use your imagination and follow your nose - I've listed mine below.

Dye materials made into strong teas and soaked overnight

Tea bags black tea
Herbal tea bags with strong colour - turmeric, berry, green
Beetroot chopped into tiny pieces
Onion skins

Print materials cut into shapes for patterns Halved quarter or cubed

Red cabbage halved
Blue potato
Purple sweet potato
Beetroot
Turmeric root
Pomegranate

You will also need a **variety of brushes** - go hunting outdoors for sticks and interesting plant materials - I uses stalks sticks and dried fennel seed heads from my garden.

Flowers or fruit forms to draw - I used dandelions and pomegranates

Make your **tea dyes** - pour boiling water on to tea bags, beets and other materials you have collected. Leave to steep overnight.





Crawford Learn Art And Gallery Explore

Julie Forrester 17/4/2020

Cut your vegetables and practice making patterns with the shapes you find.

NOTE Turmeric root and beetroot are powerful dyes - you will get the chance to play with soap and plenty of hand washing afterwards - use care when cutting get adult help!





Make repeat patterns and observe the colour of your vegetable prints

Crawford Learn Art And Gallery Explore

Julie Forrester 17/4/2020

Use your found materials as brushes, practice making marks and drawing with them
Observe your flower and fruit and vegetable forms to play with pattern



(~_~) SHARING <@v@> <#-#> <~.~>

You can upload your drawings to your **instagram** - add **#crawfordartgalleryhomelife**
This is a place where everybody can share their drawings, photos and ideas
I would love to see what you do!

Keep an eye on **#crawfordartgalleryhomelife**
I will check in there and follow any ideas you share (: we can create this # together :)

