

Cosmic Egg ~ “*homelife 4*” ~ See what hatches

Its Easter! **Happy Easter!**

I am sure you will have plenty of interesting recyclable materials this weekend. Remember the hunt for materials is part of the fun I am sure you will surprise everyone with your finds!

We are going to celebrate Easter by making some eggs and a mobile I call **The Cosmic Egg**
Let's see what hatches!

Here's a list of what you will need:

Equipment

For making holes
Bradawl
or
Knitting Needle

Scissors

Scrunchable materials -

Anything you can scrunch
and ball up!
Paper
Cloth
Tin foil etc.....

Binding and Wrapping materials

Pipe cleaners
Wire
Sellotape
string/wool/twin/thread

For your Mobile you will also need

a plastic bottle or cardboard tube - 3 skewers - thread - a paper clip
Your sketchbook - you may need to make anew one!
Sharpie, pencil and other drawing materials



Scrunch up your materials into balls to create
egg shapes

Crawford Learn Art And Gallery Explore


Julie Forrester 13/4/2020



Have fun taping, binding and tying up your eggs

Think about what what kind of egg it is

Think about what might hatch out!



You can also wrap things up inside your eggs

Make **a wish** or **a promise**
draw a picture and wrap up
something or someone **you love**,
say **thank you** for something you really appreciate
These are also things that may hatch!



Crawford Learn Art And Gallery Explore

Julie Forrester 13/4/2020



Cut the end off your little or tube - **Ask an adult to help**

Punch 6 holes in it

You can use the shapes your bottle for a guide if you are using one



Push your skewers through the holes

I got this idea last week - when I was making my playground -
remember I made a Ferris wheel for my Avatar to play on?



String up your eggs

And attach them on to the skewers

Attach one to the middle of the bottle

Attach a string to hang it up

I made a loop across the middle on one skewer

I was surprised to see the way it hung



Crawford Learn Art And Gallery Explore

Julie Forrester 13/4/2020

I attached a paper clip so it could swivel and move nicely

Imagine what's inside your eggs...what will hatch out?

You can draw these ideas in your sketchbook - I did mine in pencil but you can use colours too. You may have to make a new sketchbook for all of these ideas!



Have fun making your **Cosmic Egg**

I would love to see your sketchbooks and your creations

(~_~) SHARING <@v@> <#-#> <~.~>

You can upload your drawings to your **instagram** - add **#crawfordartgalleryhomelife**

This is a place where everybody can share their drawings, photos and ideas

I would love to see what you do!

Keep an eye on **#crawfordartgalleryhomelife**

I will check in there and follow any ideas you share (: we can create this # together :)