



Paul Larocque, *Captain America*, 1998, silkscreen print, 74 x 62cm.

All Eyes on Us

Primary resource

Introduction

All Eyes on Us is an exhibition of portraits at Crawford Art Gallery.

This resource is designed for primary school groups as an introduction to portraiture. Based on *All Eyes on Us*, fifth and sixth class teachers can use these activities as starting points for lesson plans or as supporting material to accompany a visit to the Gallery.

Key words


Portrait: A portrait is an artwork that tells a story about a person. It might be a painting, photograph, collage, sculpture, performance or anything in-between.


Sitter: A sitter is the person who has their portrait taken. Sometimes the sitter asks the artist to take their portrait. The artist might also invite someone to sit for them.

Subject: Sometimes the person in the portrait is called 'the subject.' This might be because they are not actually sitting in the image (they could be standing, lying or in any other position!), or it could be because the artist never met them.


Activity one: Getting to know Mabel

- In pairs, take it in turns to look at the image on the next page for thirty seconds each.
- Now talk through these questions:
 - o What was the person wearing?
 - o What objects surrounded her?
 - o How would you describe her facial expression?
- Look again, for as long as you like. This time, talk through these questions:
 - o What do you think this person is thinking?
 - o What is she feeling?
- Look carefully at this portrait for one last time, and now write down your response to this question:
 - o If we were there with the subject of the portrait, what might we be able to... hear, feel, smell or touch?





Jennie Ashton Hackett, *Lilac and Laburnum – Portrait of Mabel Arnott* c.1898, oil on canvas, 155 x 124cm



Activity two: Bringing her to life

- Imagine Mabel's portrait is a paused moment in a film, and we're now going to press 'play.' Discuss or write down a short description of what you think happens next. Consider...
 - o What she might say
 - o How her pose might change
 - o Who else might enter the image
 - o How all of this might change our feelings about Mabel